



St Ippolyts CE (Aided) Primary School

Ashbrook Lane, St Ippolyts, Herts, SG4 7PB Tel 01462 432080 admin@stipps.herts.sch.uk



NEWSLETTER

Find us on: facebook.

Issue 2: Thursday 18th September 2025

School Council

SCHOOL COUNCIL



Our new School Council for 2025 - 2026 was elected last week.

Children who wanted to stand to be on School Council are asked to make a speech to their class.

Then their classmates take part in a confidential vote to elect their representative.

A big well done to everyone who stood for election!

INTRODUCING OUR 2025-2026 HOUSE CAPTAINS!

Seacole 

Mary Seacole Nurse

Faraday 

Michael Faraday Scientist

Morris 

William Morris Artist

Bronte 

Charlotte, Emily & Ann Bronte Writers





Sports Captain

A big well done to Philippa who has been appointed as this year's Sports Captain. Children in Y6 were invited to complete an application form detailing their suitability for the role and outlining some ideas for the year ahead. Mr Jefferies was very impressed with the standard of applications, but Philippa stood out – well done!



Pupil Journalist

Well done to Felicity who has been appointed as Pupil Journalist. To apply for the role, children are asked to write an example newsletter article. This year the submissions were so good that it made it hard to choose! Well done Felicity, we are looking forward to reading your articles!



Young Worship

This year's Young Worship group met for the first time this week and have got off to a flying start! They will be busy helping to plan and lead church services, participate in collective worship in school and lots more.

Reception Curriculum evening TONIGHT 6pm in the hall

Miss Ingle, Mrs Hoar and Mrs Holmes will be holding our annual Reception Curriculum Information evening tonight at 6pm in the main hall. Do come along to find out more about how the children learn in Reception and what you can do to support them at home too. You can park on the playground for this event.



DIOCESE OF ST ALBANS
Living God's Love


Mission Direct

The Bishop of St Albans' Harvest Appeal 2025

Rewrite Esther's Future

and the future of thousands of other children.

Support Mission Direct's work to increase access to education in Uganda and Zambia.



Scan to make a donation

Mission Direct, 27 Bury Mead Road, Hitchin, Hertfordshire, SG5 1RT
Charity No. 1107824

Most needed donations

Cereals
Porridge oats sachets
Crackers
Microwavable pasta meals
Tinned tomatoes/ pasta sauce
Lentils, beans and pulses
Tinned meat – for example curry, hot dog sausages, stew, tinned pies etc
Tinned soup
Baked beans
Tea/coffee
Tinned fruit
Biscuits
UHT milk
Long life Fruit juice or squash
Toiletries, sanitary products, nappies, toilet roll

Feeding the community,
FEED UP WARM UP
bringing warmth to hearts

Harvest FESTIVAL

On **Friday 3rd October**, children and staff will be going to church for this year's Harvest Festival.

On this day we ask that children bring a contribution from the list to help support local families through the foodbank and Feed Up Warm Up. Your donations will be very gratefully received, especially with the current cost of living crisis and the winter months approaching which could be difficult for many.

We are also supporting **The Bishop of St Albans Harvest Appeal**, 'Rewrite their future', in partnership with Mission Direct. Their work in Uganda and Zambia is focused on building schools and improving access to education in some of the world's most under-resourced communities. After one year, these schools supported by Mission Direct will serve over 2,945 children, of which 1,170 will be benefitting from new classrooms —and over the next 20 years, 23,400 children will gain access to education that would otherwise be out of reach.

At a time when 250 million children globally are not in school, this is one small but vital way we can help change that reality.

We will be collecting monetary donations towards this at our harvest festival. You could send a food donation, a monetary donation in an envelope, or a combination of both if you feel able to.


The list is not exhaustive but gives you some ideas of what to donate. *Please make sure any donations are unopened and in date.*

Thank you so much in advance for your generosity.

Reception, Year 1 and Year 2 parents: a message from Miss Ingle

Please could parents in Reception and KS1 ensure that fruit and vegetables are properly prepared/ chopped to avoid choking hazards (particularly grapes/ large blueberries). There is an early years recommendation for this from the food agency – we have included this at the end of the newsletter.

Many thanks!



OPEN SESSION

Monday 29th September 3.30-5.00pm

For those parents and families new to the school, Open Session is when you are invited to come with your child to visit their classroom after school, meet the teacher, see your child's books and ask any questions you may have. It is an informal afternoon; you do not need an appointment and can 'drop-in' any time during the session and stay as long as you want. *It isn't a one-to-one discussion with the teacher about your child's progress* – these take place in Parent Consultation appointments later in the term.

Classes 3, 5, and 6: Use the Class 5/6 doors

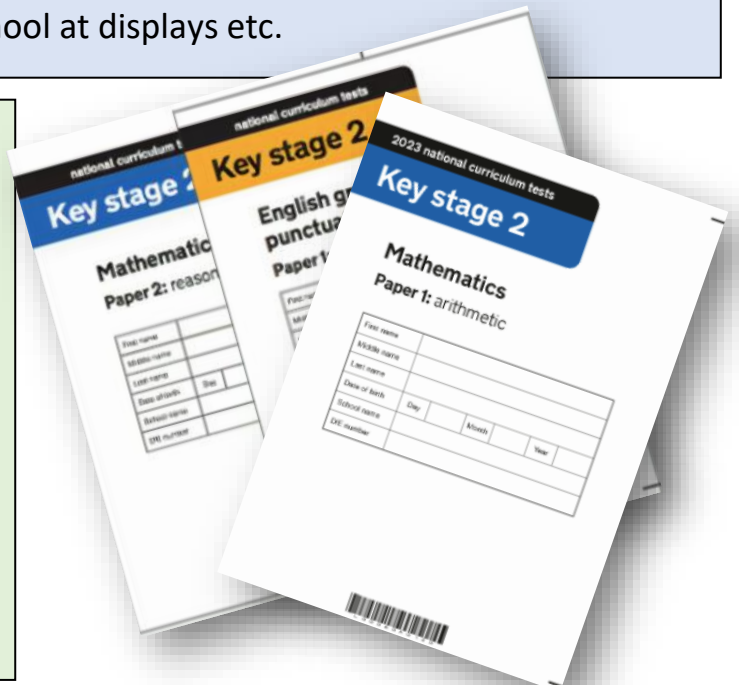
Classes 1, 2 and 4: Use the main entrance

Please be aware that buggies and prams cannot be brought into the building.

We do hope you can come along and that you will enjoy seeing your child's new classroom, their books and teacher. You are welcome to bring grandparents/family members too, and please feel free to look around different parts of the school at displays etc.

Y6 Parents: A date for your diary

On **Wednesday 8th October at 6pm**, Miss Walker will be holding an information evening for Y6 parents and children about the 2026 Key Stage 2 assessments (SATs). You will be able to find out all about what the tests entail, look at past papers and find out how best you can support your child with their learning over the coming months.



Little
Stipps



FREE to attend, starts September 2025

Half termly 'stay and play' sessions in the school hall for parents with babies and toddlers.



1.30pm - 3.00pm

22nd September 2025

17th November 2025

12th January 2026

2nd March 2026

20th April 2026

15th June 2026

Activities Include:

- Storytime and singing
- Arts and crafts
- Toys and play
- Tea and chat for grown ups!

You don't have to have a child at the school, everyone is welcome!

Contact Us:

St Ippolyts CE Primary School
Ashbrook Lane, St Ippolyts SG4 7PB
01462 432080



Secondary school applications for September 2026 now open

hertfordshire.gov.uk/Admissions



ST IPPOLYTS CE PRIMARY SCHOOL

RECEPTION ADMISSIONS FOR SEPTEMBER 2026

Applications open 1st November 2025

We are a vibrant and successful school where every child is celebrated as a unique individual. Nestled in the beautiful village of St Ippolyts, on the outskirts of Hitchin, we are proud of our warm, nurturing ethos and rich primary curriculum that enables every child to flourish.

CONTACT US TO BOOK A TOUR

We really look forward to meeting you!



TEL: 01462 432080
www.stipps.herts.sch.uk
admin@stipps.herts.sch.uk



Early years food choking hazards

Below is a table of advice on key foods for care givers who are involved with preparing and serving food for babies and young children (under 5 years old)

Vegetable and fruits	Advice
Pips or stones in fruit	Always check beforehand and remove hard pips or stones from fruit.
Small fruits	Cut small round fruits like grapes, cherries, berries, strawberries and cherry tomatoes, into small pieces: cut lengthways and then again cut them in halves (quarters).
Large fruits and firm fruits	Cut large fruits like melon and firm fruits like apple into slices instead of small chunks. For very young children, consider grating or mashing firm fruits, or softening them up by steaming or simmering.
Vegetables	Cut vegetables like carrots, cucumber and celery into narrow batons. For very young children consider grating or mashing firm vegetables and legumes like butter beans, chickpeas and tofu, or softening them up by steaming or simmering.
Skin on fruit and vegetables	Consider removing the skin from fruit and vegetables, especially for very young children. Peeled fruit and vegetables can be swallowed more easily.
Cooking fruit and vegetables	Consider softening firm fruit and vegetables (such as carrots, broccoli, yam and apples) by steaming or simmering until soft. Serve cut into slices or narrow batons.
Meat and fish	Advice
Sausages and hot dogs	Cut sausages and hot dogs into short strips. Cut them in half and then lengthways or as thinly as possible. Peeling the skin off the sausages helps them to be swallowed more easily.
Meat or fish	Remove bones from meat or fish. Cut meat into strips as thinly as possible. Remove skin and fat from meat and fish, it will help the food pass smoothly down the throat.
Cheese	Advice
Grate or cut cheese	Grate or cut cheese into short strips. Cut lumps of cheese as narrow as possible.
Nuts and seeds	Advice
Chop or flake whole nuts	Chop or flake whole nuts, peanuts and seeds. Whole nuts should not be given to children under five years old.
Bread	Advice
White bread and other breads	White bread can form a ball shape with a dough-like texture at the back of a child's throat, if not chewed properly. Brown bread or toasted white bread are good alternatives. Cut bread, chapatis, naan bread and other breads into narrow strips.
Snacks and other foods	Advice
Popcorn	Do not give babies and young children popcorn.
Chewing gum and marshmallows	Do not give babies and young children chewing gum or marshmallows.
Peanut butter	Do not give babies and young children peanut butter on its own, only use as a spread.
Jelly cubes	Do not give babies and young children raw jelly cubes.
Boiled sweets and ice cubes	Do not give babies and young children boiled, hard, gooey, sticky or cough sweets, or ice cubes.
Raisins and other dried fruits	Do not give babies under the age of 1 whole raisins or dried fruits. Cut them into small pieces.

Make sure food is prepared appropriately for children under 5 years old, see: <https://www.nhs.uk/start4life/weaning/>

It is also advisable that care givers are familiar with how to respond to a choking incident, see: How to stop a child from choking: <https://www.nhs.uk/conditions/baby/first-aid-and-safety/first-aid/how-to-stop-a-child-from-choking/> and How to resuscitate a child: <https://www.nhs.uk/conditions/baby/first-aid-and-safety/first-aid/how-to-resuscitate-a-child/>